

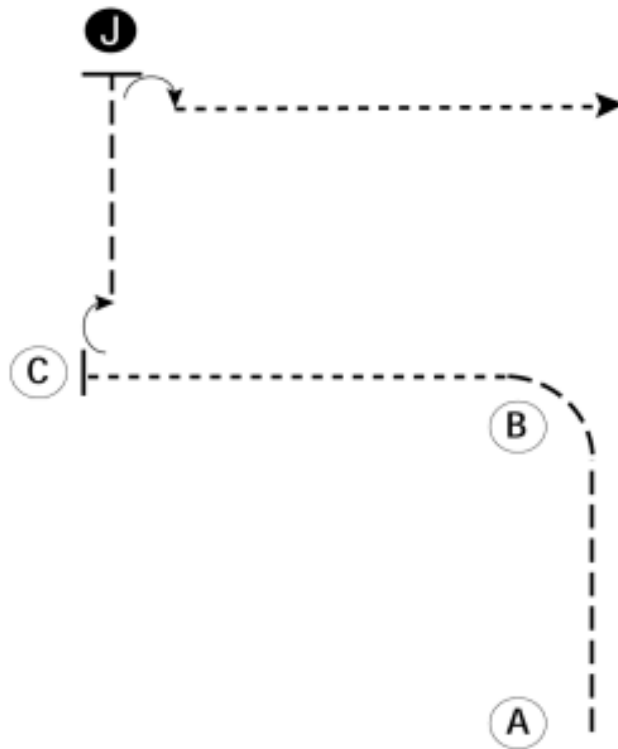
UNDER THE LIGHTS

PEE WEE (8 & Under)

LEADLINE PATTERN 2026

www.HorseShowPatterns.com

www.HorseShowPatterns.com



Be ready at A.

1. Trot from A to B.
2. Walk from B to C.
3. Stop at C and perform a 90 degree turn.
4. Trot to the judge.
5. Stop and set up for inspection.
6. When dismissed, perform a 90 degree turn.
7. Walk away from the judge.
8. Follow the instructions of your ring steward.

Walk	-----
Trot	—————
Back	←—————
Marker	Ⓚ
Judge	●

[S/WT-18]

Pattern Provided by:
TSSC

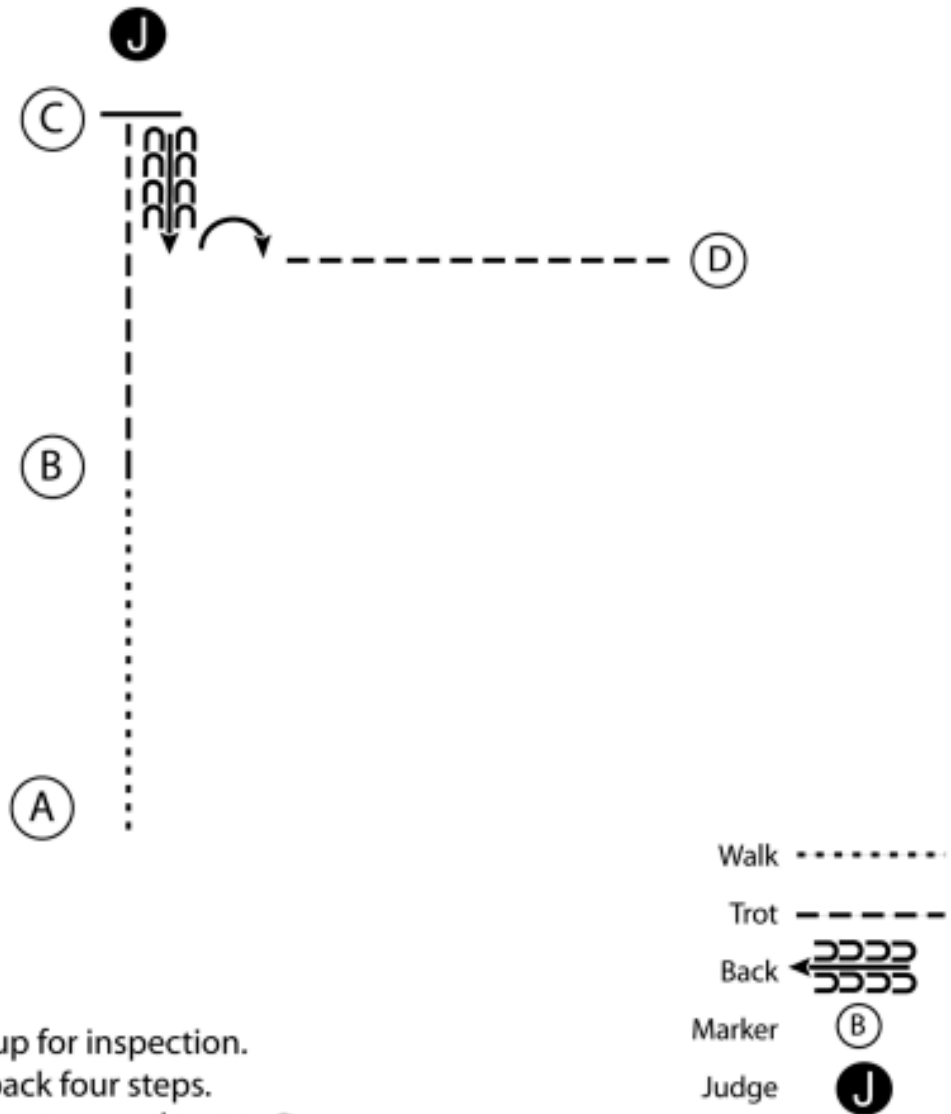
Under the Lights 2026

Showmanship (12 and Under)

Show Date: 05-17-2026

w w w . H o r s e S h o w P a t t e r n s . c o m

w w w . H o r s e S h o w P a t t e r n s . c o m



1. Walk from A to B.
2. Trot from B to C.
3. Stop at C and set up for inspection.
4. When dismissed back four steps.
5. Perform a 90 degree turn and trot to D.

[S/2-7]

Pattern Provided by:
TSSC

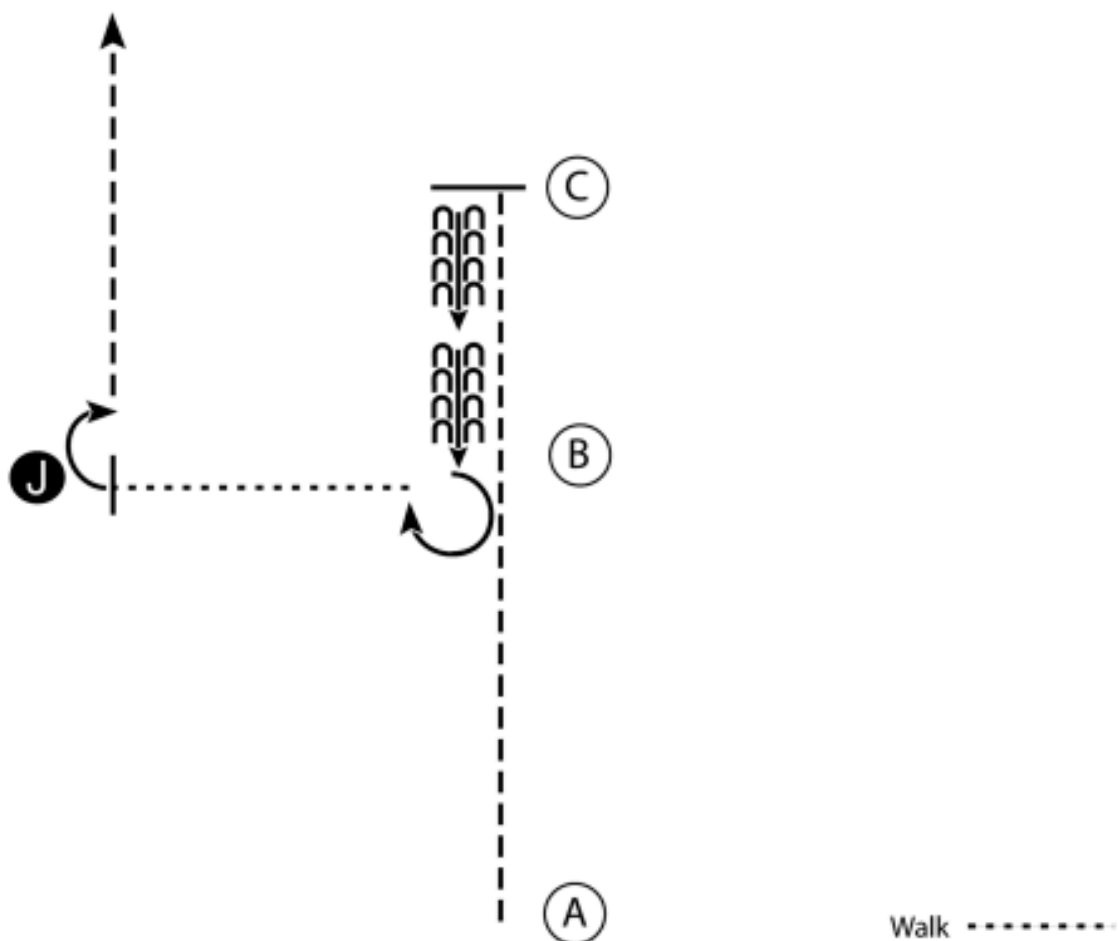
Under the Lights 2026

Showmanship (13-17, 18 and Over)

Show Date: 05-17-2026

www.HorseShowPatterns.com

www.HorseShowPatterns.com



1. Trot from A to C.
2. Stop and back to B.
3. Perform a 270 degree turn and walk to the Judge.
4. Stop and set up for inspection.
5. When dismissed perform a 90 degree turn and trot to line-up.

Walk
Trot - - - - -
Back ← ← ← ← ←
Marker (B)
Judge (J)

Pattern Provided by:
TSSC

[S/2-14]

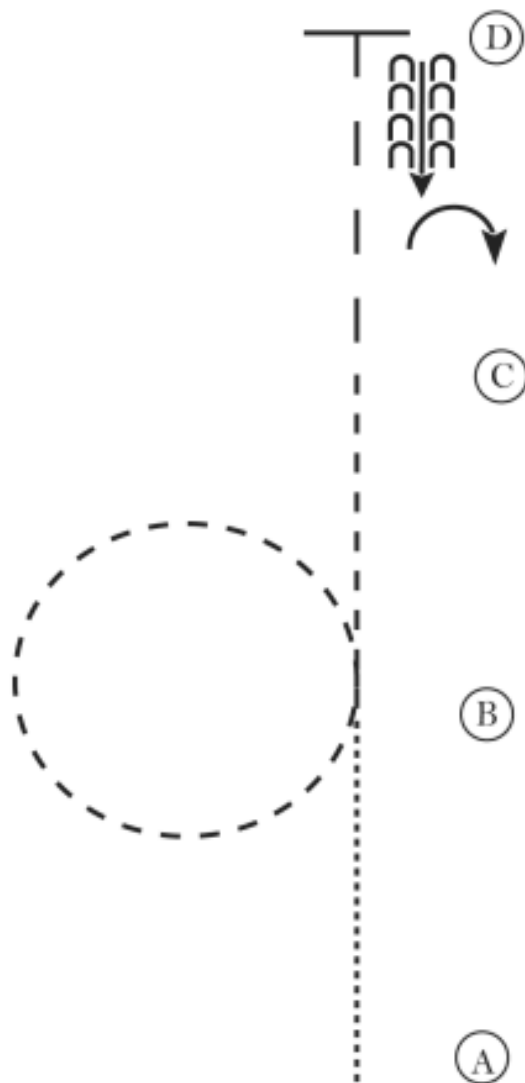
Under the Lights 2026

Horsemanship (12 and Under)

Show Date: 05-17-2026

www.HorseShowPatterns.com

www.HorseShowPatterns.com



1. Walk A to B.
2. At B jog.
3. Jog a circle at B and continue to C.
4. At C extend the jog to D.
5. At D stop and back 4 steps.
6. Turn 90 degrees to the right.

Walk
Jog	-----
Extended Jog	-----
Lope	—————
Leg Yield	
Lead Change	↙ ↘
Back	← ⌒⌒⌒ ⌒⌒⌒
Marker	⊙
Sidepass	←-----→

[WH/WT-11]

Pattern Provided by:

TSSC

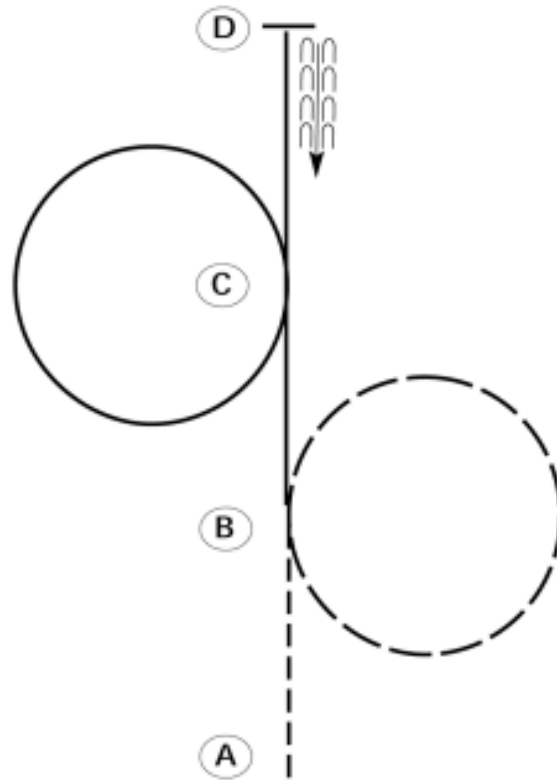
Under the Lights 2026

Horsemanship (13-17, 18 and Over)

Show Date: 05-17-2026

www.HorseShowPatterns.com

www.HorseShowPatterns.com



Be ready at A.

1. Jog from A to B.
2. Extend the jog in a circle to the right at B.
3. Lope on the left lead to C and circle to the left.
4. Continue to lope to D.
5. Stop and D and back one horse length.

Retire to the rail or line up at a jog.

Walk	-----
Jog	- - - - -
Extended Jog	- - - - -
Lope	—————
Leg Yield	
Lead Change	— / —
Back	← ○ ○ ○ ○
Marker	○ B
Sidepass	← ○ ○ →

[WH/2-24]

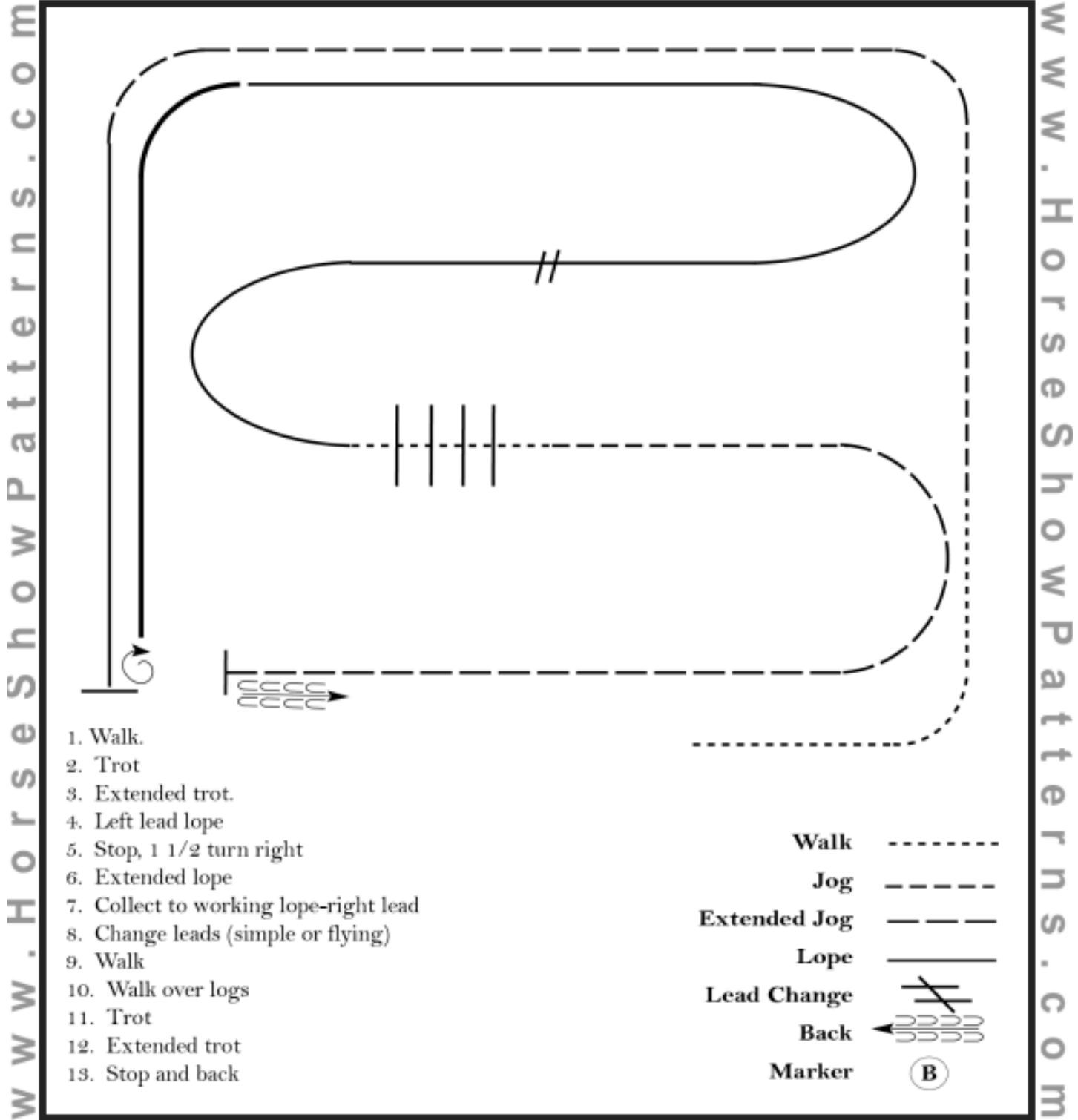
Pattern Provided by:

TSSC

Under the Lights 2026

Ranch Riding 12 & Under (12 & Under)

Show Date: 05-17-2026



1. Walk.
2. Trot
3. Extended trot.
4. Left lead lope
5. Stop, 1 1/2 turn right
6. Extended lope
7. Collect to working lope-right lead
8. Change leads (simple or flying)
9. Walk
10. Walk over logs
11. Trot
12. Extended trot
13. Stop and back

Walk	-----
Jog	-----
Extended Jog	-----
Lope	—————
Lead Change	———/———
Back	← ———
Marker	ⓑ

[RR/2]

Pattern Provided by:
TSSC

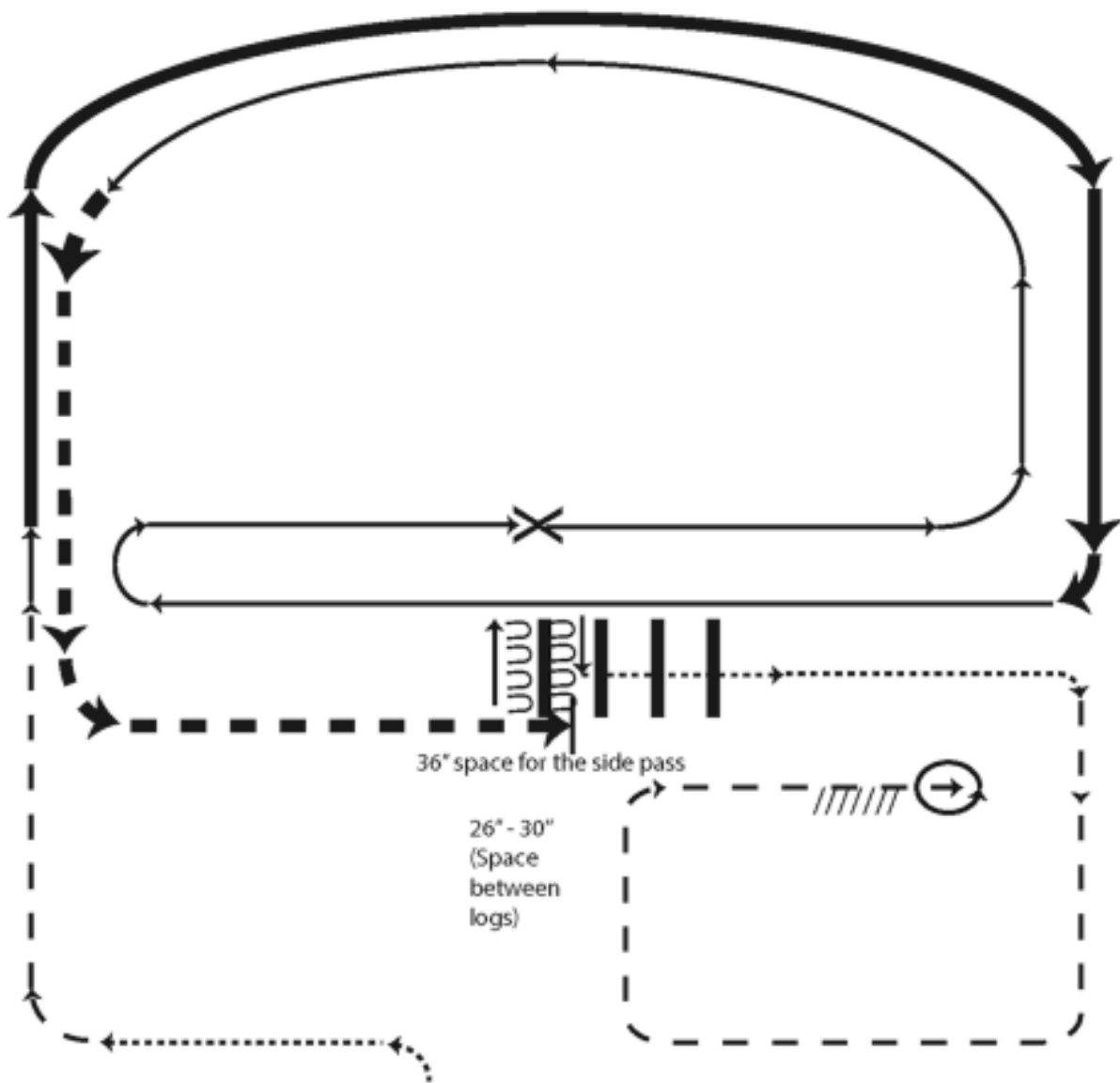
Under the Lights 2026

Ranch Riding (13-17, 18 and Ofer)

Show Date: 05-17-2026

www.HorseShowPatterns.com

www.HorseShowPatterns.com



1. Walk
2. Trot
3. Extended lope-right lead
4. Lope-right lead
5. Change leads (simple or flying)
6. Lope left lead
7. Extended trot
8. Stop, side pass left, side pass right, 1/2 way
9. Walk over logs
10. Walk
11. Trot square
12. Stop, 360° turn left, back

- X Lead Change
- Walk
- - - - - Trot
- - - - - Ext Trot
- Lope
- Ext Lope
- /////// Back

[RR/AQHA-4]

Pattern Provided by:

TSSC